

# America's **BEST** Addiction Treatment Centers

2022



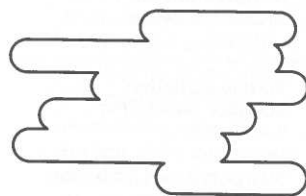


D

RUG AND ALCOHOL ADDICTION are responsible for an enormous amount of suffering and death in the United States. According to the Centers for Disease Control's National Center for Health Statistics, there were an estimated 106,622 drug overdose deaths in the U.S. last year, an increase of about 15 percent over 2020. Meanwhile, the CDC has estimated that alcohol-induced deaths rose to more than 52,000 in 2021, an increase of 34 percent. Somewhere in the neighborhood of 21 million Americans are drug or alcohol addicts. The number of friends and family members who suffer with

and because of them is much larger.

There are thousands of treatment facilities across the country and finding the right one for yourself or somebody you care about can be difficult. To try to help ease that search, *Newsweek* has partnered for the third consecutive year with global market research and data-firm Statista Inc. to rank the best U.S. treatment facilities focused on addiction. This year we have listed the top 330 facilities, up from 300 last year, in 25 states. Our rankings are based on a survey of over 4,000 medical professionals and an analysis of the treatment centers' accreditation status. We hope you find it useful.

► **Nancy Cooper**, *Global Editor in Chief*





## ARIZONA

1	90.63	<b>Arizona Addiction Recovery Center</b> SCOTTSDALE
2	88.94	<b>Sierra Tucson</b> TUCSON
3	88.59	<b>Crossroads - Flower Campus for Men</b> PHOENIX
4	88.49	<b>The Meadows of Wickenburg</b> WICKENBURG
5	87.13	<b>Amity Foundation - Circle Tree Ranch</b> TUCSON
6	86.97	<b>Renaissance House - Womens Transition Project Inc.</b> BISBEE
7	86.87	<b>Cottonwood Tucson</b> TUCSON
8	86.49	<b>Desert Cove Recovery</b> SCOTTSDALE
9	86.34	<b>The Haven</b> TUCSON
10	86.16	<b>Ascend Behavioral Health and Wellness - Horsetail</b> PHOENIX
11	85.79	<b>La Frontera Center - Casa de Vida</b> TUCSON
12	85.75	<b>Vogue Recovery Center - Arizona</b> PHOENIX

## CALIFORNIA

1	92.94	<b>Hazelden Betty Ford Foundation - Rancho Mirage</b> RANCHO MIRAGE
2	90.36	<b>Oro House Recovery Centers</b> MALIBU
3	90.06	<b>Summit Estate Recovery Center</b> SARATOGA
4	90.04	<b>Cliffside Malibu</b> MALIBU
5	89.39	<b>Bayside Marin Treatment Center</b> SAN RAFAEL

6	87.84	<b>New Bridge Foundation</b> BERKELEY
7	87.66	<b>New Life Recovery Centers Inc. - Park Ave.</b> SAN JOSE
8	87.45	<b>Alcoholism Center for Women</b> LOS ANGELES
9	87.44	<b>Azure Acres Recovery Center</b> SEBASTOPOL
10	87.29	<b>Wellness Retreat Recovery Center</b> SAN JOSE
11	87.25	<b>Elevate Addiction Services - Santa Cruz</b> WATSONVILLE
12	87.24	<b>Newport Beach Addiction Recovery Center</b> NEWPORT BEACH
13	87.20	<b>Sharp McDonald Center</b> SAN DIEGO
14	86.46	<b>Tarzana Treatment Centers</b> LONG BEACH

15	86.42	<b>Paradise Detox</b> LA MESA
16	86.39	<b>Las Encinas</b> PASADENA
17	86.38	<b>BHS - Redgate Memorial Recovery Center</b> LONG BEACH
18	86.34	<b>New Dawn Treatment Centers</b> ORANGEVALE
19	86.31	<b>Anaheim Lighthouse</b> ANAHEIM
20	86.26	<b>Advent Group Ministries - St John Home</b> MORGAN HILL
21	86.10	<b>The Hills Treatment Center</b> LOS ANGELES
22	85.98	<b>Hope by the Sea</b> SAN JUAN CAPISTRANO
23	85.97	<b>Ohlhoff Recovery Programs</b> SAN FRANCISCO
24	85.85	<b>Authentic Recovery Center</b> LOS ANGELES



## Methodology

The third edition of the America's Best Addiction Treatment Centers ranking awards the leading addiction treatment centers in the U.S.

Facilities in the 25 states with the highest number of addiction treatment centers, according to the Substance Abuse and Mental Health Services Administration (SAMHSA), were included in the survey. The states are Arizona, California, Colorado, Connecticut, Florida, Georgia, Illinois, Indiana, Kentucky, Louisiana, Maryland, Massachusetts, Michigan, Minnesota, Missouri, New Jersey, New York, North Carolina, Ohio, Oklahoma, Pennsylvania, Tennessee, Texas, Washington, Wisconsin. The scope of facilities and states included in the survey are:

- Inpatient/residential and long-term addiction treatment centers were included in the ranking. Long-term programs required a minimum residency of 30 days. In a few selected cases, long-term was defined as a minimum residency of 28 days. Facilities that only offer outpatient or short-term addiction treatment services were excluded from the survey.

- The top 8-17% of facilities per state were awarded. This amount is based on the number of facilities within the specific state that meet the above-mentioned scope of requirements, and therefore varies by individual states.

The list is based on two data sources: a reputation score (which is composed of a recommendation score and a quality score which together are 80 percent of the total score) and an accreditation score (20 percent of the total score).

### The Reputation Score

**RECOMMENDATION SCORE**  
80 percent of total score is based on: Medical professionals and staff working in the management/administra-

tion of addiction treatment centers were asked to recommend leading addiction treatment centers in the U.S. From June to July 2022, *Newsweek* and Statista invited over 4,000 medical professionals (therapists, counselors, medical doctors) and managers/administrators who work in addiction treatment facilities to an online survey. Participants were asked to recommend notable addiction treatment centers in their respective states. Recommendations for their own employers were not allowed.

Recommendations received different weights depending on the order in which they were given. Recommendations of addiction treatment centers that were stated as the best addiction treatment center in a state received a 33 percent higher weight than other recommended facilities.

Participants were also asked to assign a ranking position (e.g., Top 1, Top 2, Top 3, Top 5, Top 10, Top 20, Top 50) to addiction treatment centers.

The recommendation score is 85 percent of the reputation score.

### QUALITY SCORE

For each recommended addiction treatment center participants were asked to rate four quality dimensions on a scale from 1 ("Poor") to 10 ("Excellent")

1. Quality of care (45 percent of quality score)
2. Quality of follow-up care (25 percent)
3. Quality of Service (15 percent)
4. Accommodation and Amenities (15 percent)

The quality score is 15 percent of the reputation score.

### ACCREDITATION SCORE

20 percent of total score is based on: Data on addiction treatment centers provided by the Substance Abuse and

Mental Health Services Administration (SAMHSA). Nine types of accreditation were considered. Accreditation by each of the nine bodies was counted as 11 percent of the accreditation score.

The accrediting bodies are:

- 1: State substance abuse agency
- 2: State mental health department
- 3: State department of health
- 4: Hospital licensing authority
- 5: The Joint Commission
- 6: Commission on Accreditation of Rehabilitation Facilities
- 7: National Committee for Quality Assurance
- 8: Council on Accreditation
- 9: Healthcare Facilities Accreditation Program

All data was up-to-date through May 25, 2022. Further information about the accreditations can be found at the websites of the accrediting bodies.

The rankings are composed exclusively of facilities that are eligible regarding the scope described in this document. The ranking is the result of an elaborate process which, due to the interval of data-collection and analysis, is a reflection of the last 12 months. Furthermore, events preceding or following the period July 19, 2021 to July 19, 2022 and/or pertaining to individual persons affiliated/associated to the facilities were not included in the metrics. As such, the results of this ranking should not be used as the sole source of information for future deliberations.

The information provided in this ranking should be considered in conjunction with other available information about addiction treatment centers or, if possible, accompanied by a visit to a facility. The quality of addiction treatment centers that are not included in the rankings is not disputed.

25	85.74	<b>River City Recovery Center Inc.</b> SACRAMENTO
26	85.68	<b>Cedar Point Recovery</b> SACRAMENTO
27	85.57	<b>Westwind Recovery</b> LOS ANGELES
28	85.48	<b>Ocean Hills Recovery Inc.</b> DANA POINT
29	85.44	<b>Phoenix House California</b> VENICE
30	85.34	<b>Pathways Recovery</b> ROSEVILLE
31	85.26	<b>Laguna Treatment Hospital</b> ALISO VIEJO
32	85.18	<b>La Jolla Recovery</b> SAN DIEGO
33	85.17	<b>AKUA Mind &amp; Body - Women's Residential Treatment Program</b> COSTA MESA
34	85.16	<b>California Behavioral Health</b> CATHEDRAL CITY
35	85.11	<b>Visions Teen - Malibu Treatment Center</b> MALIBU
36	85.08	<b>Hope Canyon Recovery</b> SAN DIEGO
37	85.07	<b>New Life Recovery Centers</b> SAN JOSE
38	85.03	<b>Hemet Valley Recovery Center and Sage Retreat</b> HEMET
39	84.98	<b>CRASH - Golden Hill House II</b> SAN DIEGO
40	84.89	<b>Epiphany Center</b> SAN FRANCISCO
41	84.87	<b>BeWell Recovery Los Angeles</b> SHERMAN OAKS
42	84.86	<b>Soledad House</b> SAN DIEGO
43	84.85	<b>Rise in Malbu Addiction Treatment</b> MALIBU
44	84.82	<b>ABC Recovery Center</b> INDIO
45	84.78	<b>Crosspointe Recovery</b> SHERMAN OAKS

46	84.77	Addiction Recovery Center of Temecula TEMECULA
47	84.74	Beit T'Shuvah LOS ANGELES
48	84.71	Capo by the Sea DANA POINT
49	84.68	CNV Detox LOS ANGELES
50	84.65	Inspire Malibu AGOURA HILLS
51	84.64	Asana Recovery - Costa Mesa COSTA MESA
52	84.57	McAlister Institute - Kiva Learning Center for Women and Children LEMON GROVE
53	84.56	Malibu Hills Treatment Center MALIBU
54	84.55	Lighthouse Treatment Center ANAHEIM
55	84.53	California Hispanic Commission on Alcohol and Drug Abuse - Latino Recovery Home LOS ANGELES
56	84.52	Casa Treatment Center PASADENA

57	84.46	California Highlands Addiction Treatment BANNING
58	84.42	CrossRoad Transitional NORTHRIDGE
59	84.39	Pacific Bay Recovery SAN DIEGO
60	84.37	Free at Last EAST PALO ALTO
61	84.32	L.A.CADA Allen House Residential Treatment Center SANTA FE SPRINGS
62	84.31	A Better Life Recovery SAN JUAN CAPISTRANO
63	84.30	1 Method Center - Residential Treatment LOS ANGELES
64	84.28	Access Malibu MALIBU
65	84.27	Asian American Drug Abuse Program LOS ANGELES
66	84.23	Villa Kali Ma CARLSBAD
67	84.22	Avalon Malibu MALIBU
68	84.21	Just One Recovery ORANGE

69	84.19	Inland Valley Drug and Alcohol Recovery Services - Upland Recovery Center UPLAND
70	84.17	Seasons in Malibu MAILBU
71	84.16	Adelante Recovery Center CORONA DEL MAR
72	84.14	Chabad Residential Treatment Center LOS ANGELES
73	84.12	Advent Group Ministries - Residential Recovery Program SAN JOSE
74	84.10	Wildwood Recovery - Thousand Oaks THOUSAND OAKS
75	84.03	Baker Places Inc. - Acceptance Place SAN FRANCISCO
76	83.89	La Fuente Hollywood Treatment Center LOS ANGELES
77	83.87	Monarch Shores - San Juan Capistrano SAN JUAN CAPISTRANO
78	83.85	Tarzana Treatment Centers Inc. LOS ANGELES
79	83.81	MFI Recovery Center - A Woman's Place RIVERSIDE
80	83.77	Alta Mira Recovery Programs LOS ANGELES

COLORADO		
1	93.69	CEDAR - Center for Dependency Addiction and Rehabilitation AURORA
2	88.53	Center of Hope DENVER
3	88.43	Denver Health Main Campus - Behavioral Health DENVER
4	88.27	Sandstone Care - Sober Living Denver DENVER
5	86.65	SCL Health - Recovery Center at West Pines WHEAT RIDGE



- 6 86.41 **Red Rock Recovery Center - Lakewood**  
LAKEWOOD
- 7 86.31 **Mental Health Partners**  
BOULDER
- 8 86.06 **Peaks Recovery Centers**  
COLORADO SPRINGS
- 9 85.43 **Crossroads' Turning Points Inc. - Women's Residential Unit**  
PUEBLO

## CONNECTICUT

- 1 89.79 **Mountainside Treatment Center**  
CANAAH
- 2 85.01 **Connection Inc. - Recovery House**  
NEW HAVEN
- 3 84.34 **APT Foundation Inc. - Amethyst House**  
NEW HAVEN
- 4 84.23 **Community Health Resources - Roots to Recovery a Holistic Approach**  
WILLIMANTIC
- 5 83.20 **Connection Inc. - Mothers' Retreat**  
MIDDLETOWN
- 6 82.83 **CT Renaissance**  
WATERBURY
- 7 82.49 **Stonington Institute**  
NORTH STONINGTON

## FLORIDA

- 1 89.40 **Beach House**  
JUNO BEACH
- 2 88.83 **Ambrosia Treatment Center - Singer Island**  
WEST PALM BEACH
- 3 88.24 **White Sands Treatment - Fort Myers**  
FORT MYERS
- 4 87.74 **Lakeview Health - Jacksonville**  
JACKSONVILLE

- 5 87.54 **UF Health Florida Recovery Center**  
GAINESVILLE
- 6 87.38 **Transformations Treatment Center - Delray Beach**  
DELRAY BEACH
- 7 87.09 **Agency for Community Treatment Services (ACTS) - Drew Park**  
TAMPA
- 8 87.05 **Advance Recovery Systems - Orlando Recovery Center**  
ORLANDO
- 9 86.89 **Recovery Unplugged - Fort Lauderdale**  
FORT LAUDERDALE
- 10 86.67 **Orlando Recovery Center Inpatient Center**  
ORLANDO
- 11 86.40 **Riverside Recovery of Tampa**  
TAMPA
- 12 86.29 **Fairwinds Treatment Center**  
CLEARWATER
- 13 86.16 **A Life Recovery Center Inc.**  
TALLAHASSEE
- 14 86.13 **Hazelden Betty Ford Foundation - Naples**  
NAPLES
- 15 86.10 **Broward Addiction Recovery Center**  
POMPANO BEACH
- 16 86.07 **Beachcomber Rehab**  
DELRAY BEACH
- 17 86.04 **Turning Point of Tampa**  
TAMPA
- 18 86.01 **The Women and Children Residential Treatment Program - Orange County**  
ORLANDO
- 19 85.93 **Evolutions Treatment Center**  
FORT LAUDERDALE
- 20 85.83 **Agape**  
MIAMI

## GEORGIA

- 1 88.56 **Right Side Up Recovery Center for Women and Children**  
ATLANTA

- 2 88.17 **Ascensa Health at St. Jude's Recovery Center - Men's Residence**  
ATLANTA
- 3 87.79 **MARR Addiction Treatment Centers - Traditions Women's Recovery Center**  
LAWRENCEVILLE
- 4 86.84 **Assisted Recovery Center of Georgia**  
SAVANNAH
- 5 86.43 **Blue Ridge Mountain Recovery Center**  
BALL GROUND
- 6 86.24 **Ascensa Health at St. Jude's Recovery Center - Women's Residence**  
ATLANTA
- 7 85.88 **Talbott Recovery - Atlanta**  
ATLANTA
- 8 85.72 **Recovery Place**  
SAVANNAH
- 9 85.19 **Ridgeview Institute - Smyrna**  
SMYRNA

## ILLINOIS

- 1 88.01 **Gateway Foundation**  
CHICAGO
- 2 87.61 **Gateway Foundation**  
SPRINGFIELD
- 3 86.06 **Gateway Foundation**  
CASEVILLE
- 4 85.62 **Gateway Foundation**  
LAKE VILLA
- 5 85.34 **Gateway Foundation**  
AURORA
- 6 85.33 **Stepping Stones Inc.**  
JOLIET
- 7 85.24 **Habilitative Systems Inc. - Tabitha House**  
CHICAGO

## INDIANA

- 1 88.10 **Community Fairbanks Recovery Center**  
INDIANAPOLIS
- 2 84.90 **Wooded Glen Recovery Center**  
HENRYVILLE





Newsweek

statista



- 10 85.64 **Gavin Foundation - Charlestown Recovery House**  
CHARLESTOWN
  - 11 85.50 **Women's Addiction Treatment Center - High Point Treatment Center**  
NEW BEDFORD
  - 12 85.14 **Addiction Treatment Center at Naukeag**  
COHASSET
  - 13 84.94 **Gosnold - Clinical Stabilization Services at Emerson House**  
WEST FALMOUTH
- ### MICHIGAN
- 1 89.13 **Harbor Hall**  
PETOSKEY
  - 2 87.25 **Dawn Farm Downtown**  
ANN ARBOR
  - 3 86.96 **Bear River Health at Walloon Lake**  
BOYNE FALLS
  - 4 85.61 **Sanford House at Cherry Street**  
GRAND RAPIDS
  - 5 85.43 **The Salvation Army - Harbor Light - Detroit Campus**  
DETROIT
  - 6 84.82 **Ascension Brighton Center for Recovery**  
BRIGHTON

- 5 82.7 **Acadiana Cares**  
LAFAYETTE

### MARYLAND

- 1 93.08 **Maryland Addiction Recovery Center**  
TOWSON
- 2 88.90 **Ashley Addiction Treatment**  
HAVRE DE GRACE
- 3 88.05 **Tranquility Woods Addiction Treatment Center**  
PASADENA
- 4 87.60 **Tuerk House Main Campus**  
BALTIMORE
- 5 87.12 **Recovery Centers of America Capital Region**  
WALDORF
- 6 86.55 **ValleyBridge House**  
BALTIMORE
- 7 86.54 **Recovery Centers of America at Bracebridge Hall**  
EARLEVILLE

### MASSACHUSETTS

- 1 91.73 **McLean Fernside**  
PRINCETON
- 2 87.91 **Recovery Centers of America at Danvers**  
DANVERS
- 3 87.75 **Anchor House**  
PLYMOUTH
- 4 87.52 **SMOC Behavioral Healthcare - COE House**  
FRAMINGHAM
- 5 87.45 **Behavioral Health Network Inc. - My Sister's House**  
SPRINGFIELD
- 6 87.41 **The Dimock Center - Askia Academy**  
BOSTON
- 7 86.50 **South Shore Recovery Home**  
QUINCY
- 8 86.00 **Recovery Centers of America at Westminster**  
WESTMINSTER
- 9 85.87 **Spring Hill Recovery Center**  
ASHBY

- 3 84.56 **Amethyst House Inc.**  
BLOOMINGTON
- 4 84.51 **Recovery Centers of America at Indianapolis**  
INDIANAPOLIS
- 5 84.33 **Indiana Center for Recovery LLC**  
BLOOMINGTON
- 6 83.97 **Hickory Recovery Network**  
LINTON
- 7 83.74 **Addiction Rehab Centers**  
INDIANAPOLIS
- 8 83.58 **Recovery Works Merrillville**  
MERRILLVILLE

### KENTUCKY

- 1 89.84 **Landmark Recovery - Louisville Drug & Alcohol Rehab**  
LOUISVILLE
- 2 88.30 **The Ridge**  
LEXINGTON
- 3 88.07 **Addiction Recovery Center - Karen's Place**  
LOUISA
- 4 87.67 **Chad's Hope**  
MANCHESTER
- 5 87.60 **JourneyPure - Kentucky Drug & Alcohol Rehab**  
BOWLING GREEN
- 6 87.36 **The Healing Place - Women's Campus**  
LOUISVILLE
- 7 87.24 **Chrysalis House**  
LEXINGTON

### LOUISIANA

- 1 86.6 **Acadiana Recovery Center**  
LAFAYETTE
- 2 83.9 **Avenues Recovery Center at Townsend**  
NEW ORLEANS
- 3 83.6 **New Day Recovery**  
WEST MONROE
- 4 83.4 **Avenues Recovery Center at Louisiana**  
METAIRIE

**7** 84.71 **Addiction Treatment Services Inc. - Dakoske Hall**  
TRAVERSE CITY

**8** 84.43 **Our Hope Association**  
GRAND RAPIDS

**9** 84.37 **The Farm**  
YPSILANTI

## MINNESOTA

**1** 95.48 **Hazelden Betty Ford Foundation - Center City**  
CENTER CITY

**2** 91.69 **Hazelden Betty Ford Foundation - Alcohol & Drug Rehab for Teens & Young Adults**  
MINNEAPOLIS

**3** 89.70 **Minnesota Adult and Teen Challenge - Women's Center**  
MINNEAPOLIS

**4** 87.22 **Pride Institute**  
EDEN PRAIRIE

**5** 86.63 **Turning Point**  
MINNEAPOLIS

**6** 85.69 **Lakeside Academy**  
BUFFALO

**7** 85.51 **Project Turnabout - Granite Falls**  
GRANITE FALLS

**8** 85.50 **Center for Alcohol and Drug Treatment - Marty Mann House**  
DULUTH

**9** 85.31 **Pathway House - Men's Program**  
ROCHESTER

**10** 85.20 **The Gables Treatment Center**  
ROCHESTER

**11** 85.15 **Progress Valley**  
MINNEAPOLIS

**12** 85.13 **Center for Alcohol and Drug Treatment - Howard Friese House**  
DULUTH

**13** 85.01 **Minnesota Adult and Teen Challenge**  
MINNEAPOLIS

**14** 84.82 **ANEW Chemical Health Services**  
SAINT PAUL

## MISSOURI

**1** 85.90 **Harris House**  
ST. CHARLES

**2** 85.27 **Sana Lake Recovery Center**  
DITTMER

**3** 84.76 **Queen of Peace Center - Cathedral Tower**  
ST. LOUIS

**4** 84.40 **FCC Behavioral Health West Plains**  
WEST PLAINS

**5** 84.32 **Synergy Recovery Center**  
ROGERSVILLE

**6** 84.29 **Midwest Recovery Centers - Multi-Phasal Transitional Recovery**  
KANSAS CITY

**7** 84.25 **Comprehensive Mental Health Services - Gateway House**  
KANSAS CITY

## NEW JERSEY

**1** 88.17 **New Hope Integrated Behavioral Health Care**  
MARLBORO

**2** 87.90 **Blake Recovery Center**  
BELLE MEAD

**3** 87.65 **Seabrook House**  
BRIDGETON

**4** 87.61 **Passaic County- Subacute Detox & Short/ Long Term Residential Programs**  
PATERSON

## STATISTA

Publishes worldwide established rankings and company listings with high-profile media partners.

This research and analysis service is based on the success of statista.com. The leading data and business intelligence portal provides statistics, business relevant data and various market and consumer studies/surveys.

**5** 87.48 **Discovery Institute - New Jersey Detox & Rehabilitation**  
MARLBORO

**6** 86.58 **Pinelands Recovery Center of Medford**  
MEDFORD

**7** 86.56 **Damon House Inc.**  
NEW BRUNSWICK

**8** 86.42 **Angel Hope House**  
NEWARK

**9** 85.70 **The Recovery Village Cherry Hill at Cooper**  
UNION

**10** 85.67 **Recovery Centers of America at Raritan Bay**  
SOUTH AMBOY

## NEW YORK

**1** 90.01 **Addicts Rehabilitation Center**  
NEW YORK

**2** 88.97 **Phoenix House - Long Island City Residential**  
ASTORIA

**3** 88.12 **Anchor House Inc. - Men's Facility**  
BROOKLYN

**4** 87.99 **Anchor House Inc. - Women's Facility**  
BROOKLYN

**5** 86.45 **BronxCare Health System - Life Recovery Center**  
BRONX

**6** 85.61 **Addiction Care Interventions**  
BROOKLYN

**7** 85.51 **Albany Adult & Teen Challenge**  
RAVENA

**8** 85.40 **Odyssey House Inc. - George Rosenfeld Center for Recovery**  
NEW YORK

**9** 85.39 **Argus Community Inc. - Striver House**  
NEW YORK

**10** 85.26 **Charles K. Post Addiction Treatment Center - Community Residence**  
BRENTWOOD

**11** 85.06 **Queens Village Committee for Mental Health for J-CAP Inc.**  
JAMAICA



12	84.89	<b>Samaritan Daytop Village</b> NEW YORK
13	84.81	<b>Argus Community Inc. - Harbor House One</b> BRONX
14	84.80	<b>Ascendant NY</b> NEW YORK
15	84.75	<b>Chemical Dependency Crisis Center (CDCC)</b> NEW YORK
16	84.58	<b>Cazenovia Recovery Systems Inc. - Casa Di Vita</b> BUFFALO
17	84.33	<b>Odyssey House Inc. - Leadership Center</b> NEW YORK
18	84.28	<b>Odyssey House Inc. - Manor</b> NEW YORK
19	84.11	<b>East House - Cody House</b> ROCHESTER
20	83.84	<b>Cazenovia Recovery Systems Inc. - Cazenovia Manor</b> BUFFALO
21	83.77	<b>Cayuga Addiction Recovery Services - Men's Residential Program</b> TRUMANSBURG
22	83.74	<b>BestSelf Behavioral Health - Lighthouse Women's Residence</b> BUFFALO

## NORTH CAROLINA

1	91.19	<b>Wilmington Treatment Center</b> WILMINGTON
2	91.01	<b>Asheville Recovery Center</b> ASHEVILLE
3	87.54	<b>Charlotte Rescue Mission - Rebound</b> CHARLOTTE
4	85.98	<b>Insight Human Services Inc. - Swain Recovery Center</b> BLACK MOUNTAIN
5	85.75	<b>Bethel Colony of Mercy Inc.</b> LENOIR
6	85.03	<b>Alcoholics Home Inc. - House of Prayer</b> JAMESTOWN
7	84.83	<b>Port Health Services - Kelly House Program</b> WILMINGTON

8	84.59	<b>Path of Hope Inc.</b> LEXINGTON
9	84.55	<b>NCDHHS - Walter B. Jones Center</b> GREENVILLE
10	84.36	<b>Freedom House</b> GREENSBORO

## OHIO

1	89.79	<b>Ohio Addiction Recovery Center</b> GROVE CITY
2	88.95	<b>Arrow Passage Recovery</b> MASSILLON
3	88.83	<b>Glenbeigh - Rock Creek Hospital</b> ROCK CREEK
4	87.80	<b>Beckett Springs - West Chester</b> WEST CHESTER TOWNSHIP
5	87.53	<b>Community Health Center Addiction Services</b> AKRON
6	87.50	<b>Community Assessment and Treatment Services</b> CLEVELAND
7	87.44	<b>Columbus Springs East</b> COLUMBUS
8	87.42	<b>Matt Talbot for Men</b> PARMA
9	86.23	<b>IBH Addiction Recovery Main Campus</b> AKRON
10	86.20	<b>Behavioral Healthcare Partners - Spencer House Men's Recovery Center</b> NEWARK
11	86.10	<b>NAOMI (New Attitude on My Image)</b> TOLEDO
12	85.95	<b>Unison Health</b> TOLEDO

## OKLAHOMA

1	87.12	<b>Red Rock Jordan's Crossing</b> OKLAHOMA CITY
2	87.04	<b>Children's Recovery Center of Oklahoma</b> NORMAN

3	86.52	<b>Catalyst Behavioral Services</b> OKLAHOMA CITY
4	85.98	<b>Oakwood Springs</b> OKLAHOMA CITY
5	85.62	<b>Palmer Continuum of Care Inc. - Tulsa Women and Children's Center</b> TULSA

## PENNSYLVANIA

1	90.75	<b>Caron - Pennsylvania Addiction Treatment</b> WERNERSVILLE
2	88.92	<b>Geisinger Marworth Treatment Center</b> WAVERLY
3	88.04	<b>Pennsylvania Adult and Teen Challenge</b> PHILADELPHIA
4	87.64	<b>Eagleview Hospital</b> NORRISTOWN
5	87.33	<b>Gaudenzia DRC</b> PHILADELPHIA
6	86.93	<b>Brookdale Premier Addiction Recovery</b> SCOTRUN
7	86.21	<b>Greenbriar Treatment Center - Lighthouse for Men</b> WASHINGTON





8	86.19	Pyramid Healthcare Inc. - Quakertown Men's Residential Inpatient Treatment Center QUAKERTOWN
9	86.18	Northeast Treatment Centers - Wharton Center Residential Rehab PHILADELPHIA
10	86.13	POWER House PITTSBURGH
11	86.07	Pocono Mountain Recovery Center HENRYVILLE
12	85.90	Jefferson Health - My Sister's Place PHILADELPHIA
13	85.79	The Behavioral Wellness Center at Girard PHILADELPHIA
14	85.77	Alcohol and Drug Abuse Services Inc. - Maple Manor BRADFORD
15	85.76	Alpha House Inc. PITTSBURGH
16	85.63	Penn Presbyterian Medical Center PHILADELPHIA
17	85.61	Beacon Point Recovery Center PHILADELPHIA
18	85.35	White Birch Retreat CARBONDALE
19	85.29	Horizon House - Susquehanna Park PHILADELPHIA
20	85.26	Retreat Behavioral Health at Lancaster County EPHRATA
21	85.03	Bowling Green Brandywine Treatment Center KENNETT SQUARE
22	84.97	Mountain Laurel Recovery Center WESTFIELD

## TENNESSEE

1	89.15	Cumberland Heights NASHVILLE
2	87.31	JourneyPure at the River MURFREESBORO

3	86.49	Memphis Recovery Centers MEMPHIS
4	86.06	Recovery Unplugged - Nashville BRENTWOOD
5	85.78	Aspell Recovery Center JACKSON
6	85.74	Grace House of Memphis MEMPHIS
7	85.35	Lloyd C. Elam Mental Health Center NASHVILLE

## TEXAS

1	89.49	Turtle Creek Recovery Center DALLAS
2	86.33	ABODE Treatment Inc. FORT WORTH
3	86.18	Phoenix House - Austin Residential Services AUSTIN
4	85.92	Phoenix House DALLAS
5	85.53	Alpha Home Inc. - Residential Substance Use Treatment SAN ANTONIO
6	85.42	San Antonio Recovery Center SAN ANTONIO
7	85.11	Ripple Ranch Recovery SPRING BRANCH
8	85.09	Soba Texas SAN ANTONIO
9	85.08	Abundance Living Inc. HOUSTON
10	84.91	My Health My Resources of Tarrant County FORT WORTH
11	84.82	Taylor Recovery Center Drug Addiction Rehabilitation Center in Houston HOUSTON
12	84.80	Into Action Recovery Centers HOUSTON

13	84.68	Gateway to Sobriety Substance Abuse Treatment Facility HOUSTON
14	84.65	Cenikor - Odyssey House HOUSTON
15	84.61	Nexus Recovery Center DALLAS
16	84.58	The Arbor Behavioral Healthcare GEORGETOWN

## WASHINGTON

1	87.68	Lakeside-Milam Recovery Centers - Kirkland Inpatient Treatment KIRKLAND
2	86.20	Sundown M Ranch YAKIMA
3	85.50	Evergreen Recovery Centers EVERETT
4	85.42	Free by the Sea - Sunset View Drug & Alcohol Recovery Center OCEAN PARK
5	85.29	Discover Recovery LONG BEACH
6	84.93	Sea Mar Behavioral Health - Turning Point Treatment Center SEATTLE
7	84.10	Behavioral Health Resources - Harvest Home OLYMPIA

## WISCONSIN

1	87.25	Rogers Behavioral Health OCONOMOWOC
2	86.76	L.E. Philips Libertas Treatment Center CHIPPEWA FALLS
3	85.78	Tellurian Inc. MADISON
4	85.27	Jackie Nitschke Center GREEN BAY
5	84.23	Meta House MILWAUKEE