

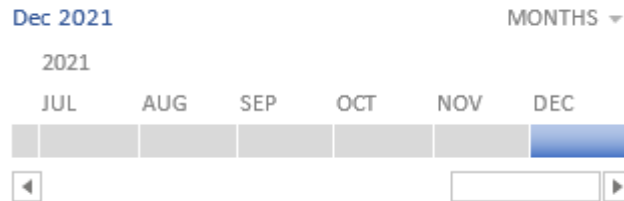


The Haven QM/PI Dashboard

Program

- IOP
- OP
- Residential

Admission Date



Discharge Date



Number of Admits

26

Number of Discharges

19

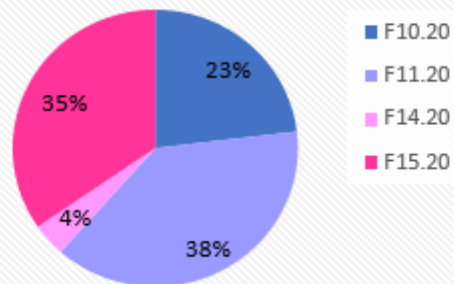
% of Positive D/C's

32%


Avg. Daily Census

49

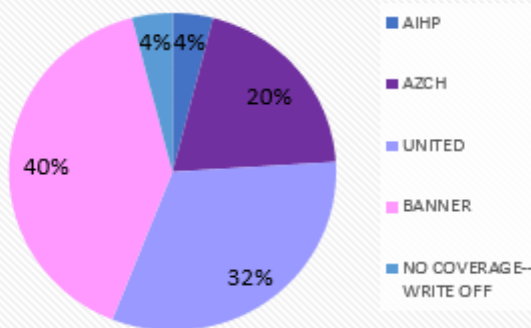
Primary Diagnosis at Admit



Discharge Outcomes



Coverage at Intake



Length of Stay (LOS) by Discharge Type

