

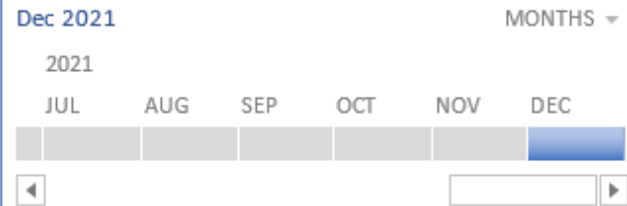


# The Haven QM/PI Dashboard

Program

- IOP
- OP**
- Residential

Admission Date



Discharge Date



Number of Admits

12

Number of Discharges

14

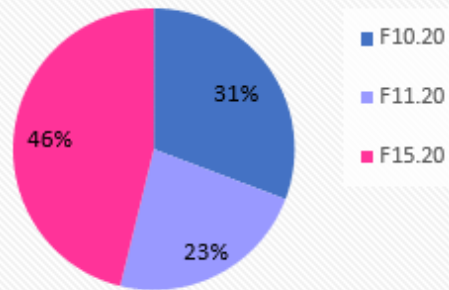
% of Positive D/C's

58%

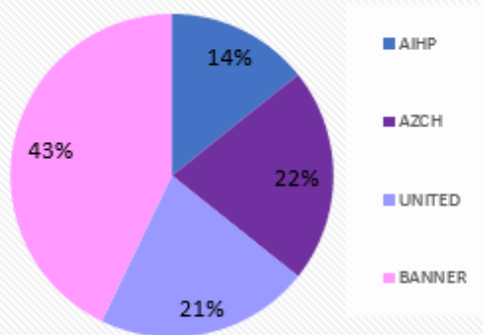
Avg. Daily Census

50


## Primary Diagnosis at Admit



## Coverage at Intake



## Discharge Outcomes



## Length of Stay (LOS) by Discharge Type

