

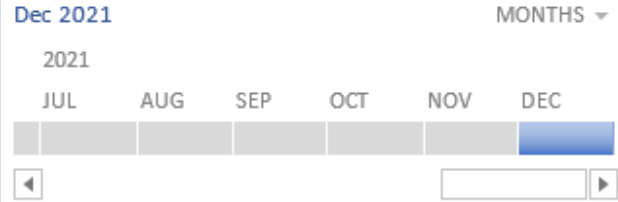


# The Haven QM/PI Dashboard

Program  

- 
- 
- 

Admission Date 



Discharge Date 



Number of Admits

21

Number of Discharges

13

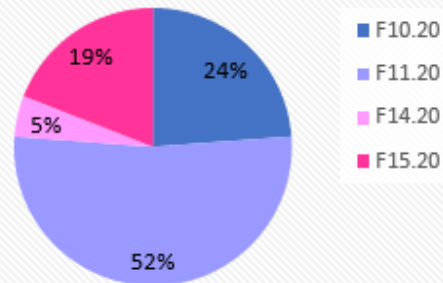
% of Positive D/C's

39%

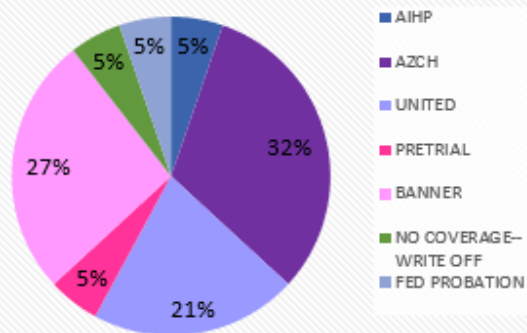
Avg. Daily Census

34

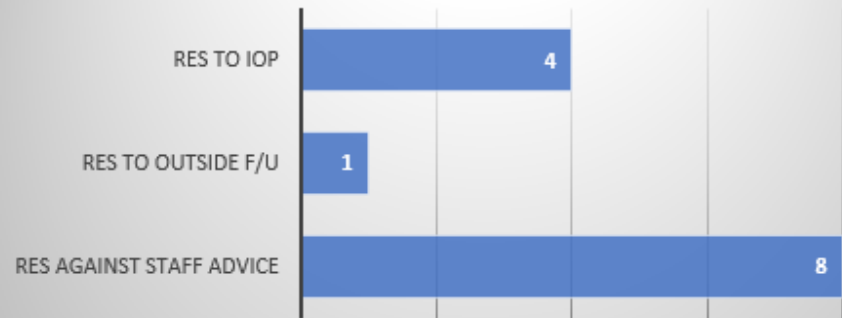
Primary Diagnosis at Admit



Coverage at Intake



Discharge Outcomes



Length of Stay (LOS) by Discharge Type

